


Uniform Guidelines

Curling



Curling Uniforms

Introduction

The competition uniforms must be in accordance with the regulations of the appropriate International Sports Federations, except when specifically amended by FISU Regulations and FISU Uniform Guidelines.

All delegations participating in the Winter Universiade Curling tournament must send to FISU their Uniform design for approval accordingly to the following procedure and deadlines:

Procedure of Uniforms FISU Approval

DEADLINE	ACTIONS
2 weeks before production, at the latest 3 months before the WU	Send photos of the front, back and each side (sleeves) of each Uniform to FISU Marketing Department (marketing@fisu.net). Photo format: - JPEG file, maximum resolution and size 300 dpi / 500 KB; - Compressed ZIP file or link with download files if possible;
WU - during the 1st General Technical Meeting (GTM)	Second control on site by the OC and FISU TDs in coordination with FISU Marketing Department

Logos and advertising that are not approved must be removed from the on-ice uniform.

UNIFORMS / EQUIPMENT

For the Winter Universiade Curling Competition FISU adopts the WCF's rules and guidelines for Uniforms/ Equipment and Cresting except when specifically amended with this guideline.

Please refer to: WCF Rules of Competition – C3 – page 30 (Uniform/Equipment) and page 66 (Dress Code).

PLAYERS' UNIFORM

Each team member shall wear identical uniforms for all games.

Each garment (shirt, jacket or sweater) shall have:

- the player's surname in 5cm letters across the upper back of the garment,
- the country name in 5cm, or larger letters, across the back above the waist.
- If desired, a national emblem may also be worn on the back, but only in addition to the country name and should be displayed between the player's surname and the country name.

When two players have the same surname, the first letter of their given name shall be added to the player's name on the garment. If the first letter is also the same either another initial should be added, or the full or abbreviated given names shown.

Colours

The members of a team shall wear light-coloured shirts and playing jackets when delivering stones with light-coloured handles and dark-coloured shirts and playing jackets when delivering stones with dark handles (red is considered a dark colour).

Upper playing garments of all team members must be the same colour during the competition.

FISU U LOGO must appear on the front on the t-shirt and jacket, on the left side.

Event Logo must appear on the front on the t-shirt and jacket, on the right side.

(FISU logo, Event logo and guideline can be found on FISU Extranet)

Curling Uniforms

Positioning of logos and advertising

There are maximum five (5) positions for the NUSF official logo and the NUSF sponsors;

Logos placement should be the same for all team members on all playing-garments.

No logos shall be permitted in any other area, or on other items of clothing or curling equipment without prior application to, and approval of FISU.

All members of team support staff with On-Ice Accreditation must also adhere to the stated this document.

Total logos size (edge to edge) shall not be greater than 10cm or not greater than 100 cm².

Manufacturer's trademark

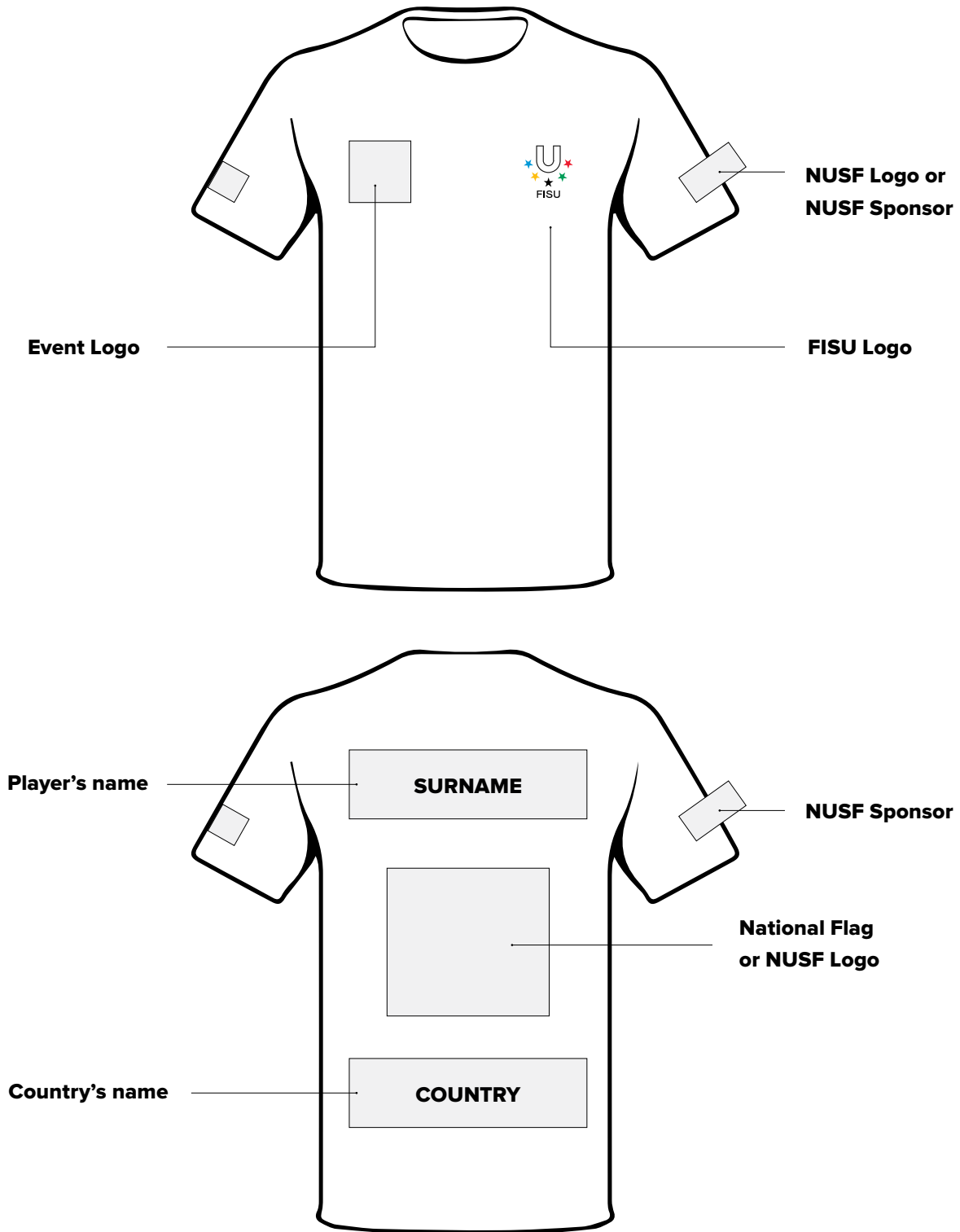
A clothing manufacturer's trademark may be displayed provided it is not greater than 20 cm² on jackets and pants and not greater than 6 cm² on any other item of clothing, including hats.

Curling Uniforms

Positioning of logos and advertising

Jackets and Shirts

Shirt can be long or short sleeved with or without a collar.



Curling Uniforms

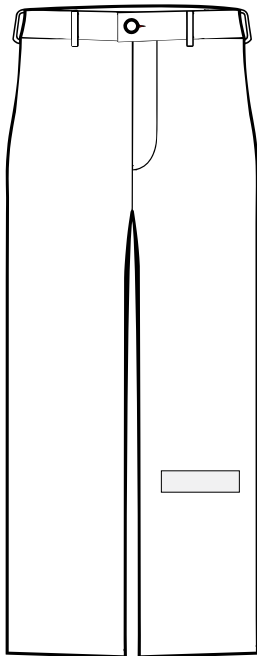
Positioning of logos and advertising

Pants

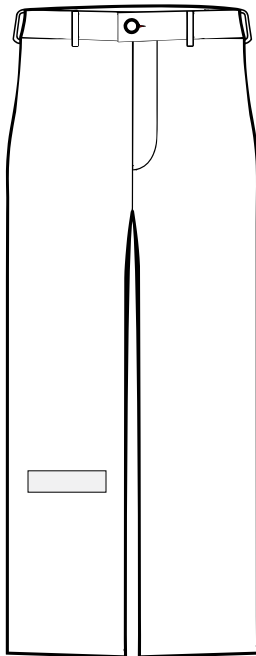
A NUSF Sponsor logo can be added in one of the positions described below.

Team members do not need to wear the NUSF sponsor logo on the same leg (depends on the right or left handed), but the logo must be at the same height and location on the leg.

Left leg front



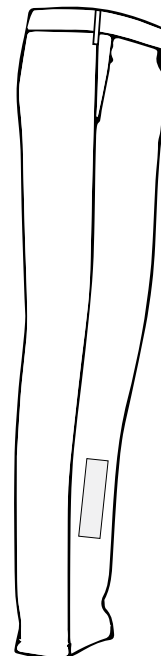
Right leg front



Left leg side




Right leg side



Curling Uniforms

Positioning of logos and advertising

Cap



**NUSF Logo or
NUSF Sponsor**


Curling Uniforms

Areas & proportions



Protected Area:

No element other than the official logos may be positioned within this area.



Curling Uniforms

FISU U Logo


Technical Specifications & Forbidden uses

INTRODUCTION AND USE

The “U” Logotype is the official FISU emblem. It is used on all FISU official communication printed/mail/web communications items.

The constitutive elements of the logotype cannot be used separately. The elements cannot be scaled separately or reorganized in a different way. The logotype cannot be stretched or transformed. Color-chart must also be strictly respected.

WAYS TO USE

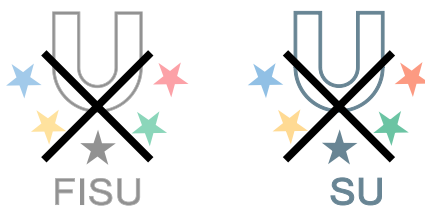


MINIMUM SIZE AND LISIBILITY

For lisibility reasons, all versions of the “U” Logotype must be reproduced at the minimal size (length) of 10 mm. Avoid smaller reproductions.



Please use these colors on a 100% basis. Don't use another percentage of opacity or another Color percentage. Do also respect these colors on all CMYK/RGB/HEX/RAL and AVERY use.



Curling Uniforms

FISU U Logo

Technical Specifications & Forbidden uses

The FISU "U" Logotype can be converted into a printable/seeable color mix.

These values are a visual interpretation NOT the exact conversion. So please avoid "automatic" conversion as in use on softwares or websites and use the correct values hereunder.

PANTONE™	PANTONE PROCESS BLUE	PANTONE 130 C	PANTONE PROCESS BLACK	PANTONE 355 C	PANTONE 485 C
CMYK 4 Color Process	C:100 / M:10 / Y:0 / K:5	C:0 / M:27 / Y:100 / K:0	C:50 / M:0 / Y:0 / K:100	C:100 / M:0 / Y:90 / K:5	C:0 / M:100 / Y:90 / K:0
RGB Projection Screen	R:1 / G:137 / B:181	R:255 / G:186 / B:0	R:0 / G:0 / B:0	R:0 / G:131 / B:66	R:254 / G:0 / B:13
RGB HEX Web Colors	# 0189B5	# FFBA00	# 000000	# 008342	# FE000D
RAL // Paint	5015	1003	9005	6024	3020
NCS // Paint	S-1565-B	S 1080-Y 10R	S 9000-N	S 1565-G	S 0585-Y 80R
AVERY 500 Adhesive	521	504	502	518	541
ECONOMY FILM Adhesive	Intense Blue	Primrose Yellow	Black	Grass Green	Poppy Red

The FISU U Logotype **cannot** be used like in all these exemples.



Make no color modifications in the logotype (like here with the uncorrect white star).
In this case use All-white "U" Logo



NEVER make modifications in the logotype (like here with the outlined black star).
In this case use All-white "U" Logo




NEVER use outlines in the logotype.
In this case use All-white "U" Logo



Don't stretch the logotype



Don't distort the logotype in any way



NEVER use the logotype on "unreadable" pattern areas



Don't use the logotype on an unreadable background - color too close to the one used on the logo)
In this case use All-white "U" Logo



Don't rescale elements of the logotype in any way



Don't change the order of the colors of the logotype

International University Sports Federation

Maison du Sport International

Av. de Rhodanie 54 CH-1007 Lausanne Switzerland

Tel +41 21 6130810 - Fax +41 21 6015612

fisuf@fisuf.net www.fisuf.net www.fisuf.tv

Follow us:

